

Unsealed Roads

The Dangers

Many licensed drivers have never driven on unsealed roads or are inexperienced and unprepared for the unique challenges when doing so. This inexperience and lack of safety awareness result in too many fatal crashes and injuries on unsealed roads in our rural areas.



Sealed Road



Unsealed Road

Not all roads are sealed with bitumen. Driving on unsealed roads posts additional challenges to drivers with constant changes of surface texture that can make tyres lose traction.

Causes of Crashes on Unsealed Roads



Loss-of-control



Driving too fast to the conditions




Drivers engaging in risky behaviour



Road surface and cross-section issues



Driver inexperience



Restricted visibility



Drivers failing to keep left




Poor signage and delineation

Recommendations and Awareness for Driving Safely




Slow down. Dust may be disguising an oncoming vehicle, potholes, loose gravel and slippery mud patches.



Turn on your headlights where visibility is poor. Consider stopping if you can't see the road in front of you.



Keep a safe distance with the vehicle in front of you. Due to road conditions, vehicles around you can suddenly throw gravel or other materials your way.



Dry weather can create dusty conditions & limit visibility.



Wet weather can make roads muddy, slippery and boggy.



If you are not used to driving on unsealed roads, remember they can be very narrow.

Losing Control and Making an Emergency Stop

Safe and focused drivers may find themselves needing to make a sudden stop in an emergency while driving on an unsealed road.

What to do in an emergency?

- o Remain calm and keep both hands on the wheel so you are in control of the vehicle –do not fight the vehicle!
- o If your vehicle does begin to skid, don't hit the brakes. Take your foot off the accelerator and gently steer in that direction at a lower speed.
- o If your vehicle is sliding sideways, steer out of the slide. This means steer in the direction of the forward side of the vehicle.
- o Use the entire width of the road unless there are other cars around, it's easier to slide gently over to the wrong side of the road than it is to try and wrestle the car into line on the correct half of the road.