

# CAR PARKS ARE AWKWARD

## MAKE SAFE DECISIONS

A partnership between:



ACCIDENT  
RESEARCH  
CENTRE

NRSPP  
NATIONAL ROAD SAFETY  
PARTNERSHIP  
PROGRAM

Although parking your car may seem simple, it involves several key decisions which may influence the protection of your vehicle and safety of other road users. Taking a moment to be thoughtful and make informed decisions while parking your vehicle can help keep you and those around you safe, and cut down on avoidable and costly insurance claims.

### Choosing a Car Park Space

Choosing the right car park spot can go a long way in helping avoid vehicle damage or a collision. While you won't always have your pick of spots, keeping the following tips in mind can guide you when trying to find the safest spot.

- Park in an area where there are **plenty of empty spots**. A little extra walking is great for your health.
- When you pull into a shopping centre car park, **avoid driving past the front entrance** where 'the waiters' lurk and traffic jams occur.
- **Avoid large pillars or walls** that block visibility, as well as other vehicles which encroach on the adjoining space.

- Don't attempt to park in a space that is too small for your car; you only risk one of the cars on either side of you dinging yours if they are not careful when accessing their vehicle on their return. **Remember; safety vehicle technology** like cameras or object sensors are there to **help you navigate the environment safely, not squeeze into a tighter spot!**

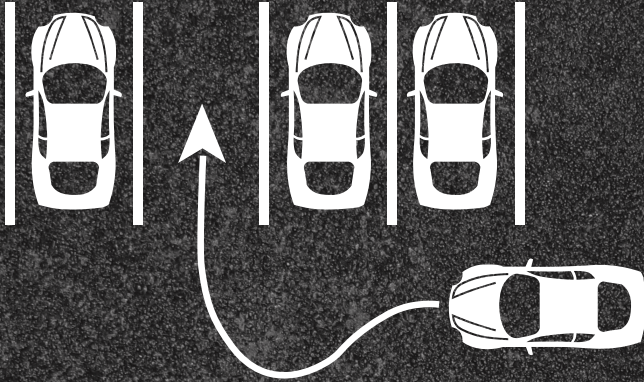
### Choosing a Parking Technique

There are several parking techniques, and **there is no 'one size fits all'** technique. By understanding the pros and cons of each technique, you can be better equipped to make the safest choice when parking your vehicle.

## MAKE INFORMED DECISIONS WHILE PARKING



## PERPENDICULAR PARKING



### Pro

- It maximises space and allow for multiple entry.
- This type of parking takes less space than parallel parking and is commonly used in parking lots and car garages.

### Con

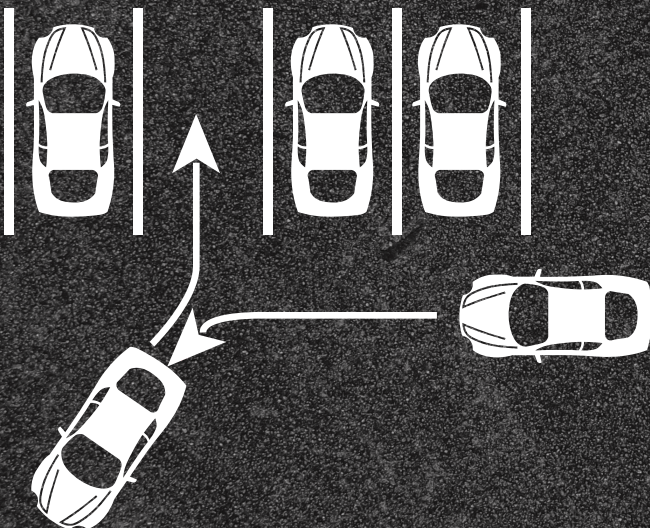
- It requires larger turning radius/space,
- It requires drivers to reverse out of the spot when it's time to leave,

Limited visibility when exiting,

Large blind zone which may obscure hazards,

Reversing into unknown and changing traffic.

## REVERSE PARKING



### Pro


- When you back out of a parking space, you may find it difficult to see other vehicles, road users, and objects around you due to blind spots. Reverse parking into a spot helps manage this risk, giving you time to evaluate hazards around you before you reverse park into your spot.
- Reverse parking is more sustainable, reducing emissions and fuel costs.

### Con

- You may feel like you are disrupting the traffic flow by reversing into the flow of traffic, leading to a temporary increase in congestion around car parks.
- It may be more difficult to access your car trunk to load and offload objects, particularly if there is a wall or large object at the front of the parking bay.



## ANGLE PARKING



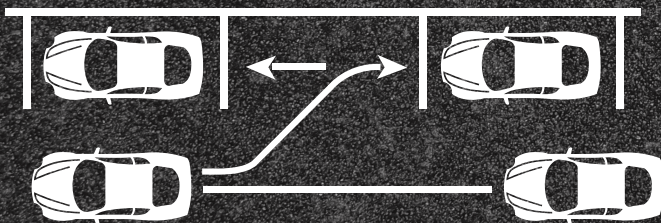
### Pro

- It allow for easy parking.
- It is faster and tend to safe time.
- It does not require large size area.
- Opening car doors are not a threat to cyclists or other road users.
- More cars can be parked per block.

### Con

- A slight confusion can easily crash cars into shopfronts unless there are bollards installed.
- Drivers have trouble seeing over the backs of the cars beside them.
- Reversing into traffic can be quite dangerous.

## PARALLEL PARKING



### Pro

- It leaves enough room for the traffic to pass.
- Drivers can often easily spot open spaces.
- A parking lane provides a buffer between pedestrian spaces and traffic.

### Con

- It requires a certain technique that requires good control of car steering.
- Parallel parking space often takes more time than entering drive-in angle parking.
- Requires 7–8 feet of space curb-to-traffic in parking lane.



## Choosing a Car Park Space

Choosing the right car park spot can go a long way in helping avoid vehicle damage or a collision. While you won't always have your pick of spots, keeping the following tips in mind can guide you when trying to find the safest spot.

- Above all, follow the road rules and adhere to signage and road markings (including speed limits and pedestrian crossings).
- Keep your vehicles windows and mirrors clean so it's easy for you to see.
- Know your vehicle height (including roof racks).
- Ensure your vehicle lights are on in undercover car parks or in poor visibility. Take extra care in low-light conditions.
- Always drive slowly and carefully around car parks; people are loading and unloading vehicles, and visibility is often reduced. Slowing down increases your reaction time should something unexpected come into your field of vision.
- Use indicators to let others know your intentions.
- Approach speed bumps with care and reduce speed.
- Use convex safety mirrors to help navigate around blind corners.
- Keep a safe distance from other cars when navigating the car park.

## Keen to Skip the Car Park Chaos? Consider Shopping Online!

A significant number of Australians are already opting for e-shopping alternatives, with the restrictions resulting from the COVID-19 pandemic contributing to a shift in consumer preference towards online shopping. 82% of Australian households shopped online in 2020. Even with eased restrictions, many Australians still choose online shopping over brick-and-mortar stores to practice social distancing, save time, and avoid navigating hectic shopping centre car parks.